

MODLIGHT30/50/70

Signal Towers

- ↘ Modular
- ↘ Adjustable
- ↘ Reliable





MODLIGHT

MAXIMUM FLEXIBILITY AND OPTIMUM LIGHT YIELD

Maximum flexibility to select and combine any color – this is the outstanding feature of the new Murrelektronik Modlight70 signal tower. Thanks to the modular design concept, lights in five colors can be conveniently combined. Two different tones are already integrated in the base unit as alarms.

The Modlight50 and 70 signal tower modules can be conveniently connected with notches. A patented double reflector system and the use of high-intensity LEDs provide extremely high light yield. The enclosure fulfils IP65 protection. CE and UL approvals allow worldwide use.

A magnetic base with a pluggable connection for fast disassembly and correct assembly during transportation is another benefit.






MODLIGHT50 AND 70 – MODLIGHTSIGNAL TOWERS









The innovative LED technology features many advantages compared to conventional bulbs. The LEDs can withstand machine vibrations and have a lifetime of 100,000 hours with no maintenance required!

- **CUSTOMIZABLE AND MODULAR** in selection and combination of colored modules
- **EASY TO ASSEMBLE** no tools required
- **COLOR-CODED LED MODULES** in red, yellow, green, blue, transparent
Flashing modules in red, yellow, and transparent
- **ACOUSTIC ALARM** integrated tone alarms have adjustable volume up to 90 dB
- **PLUGGABLE** pluggable M12 connection for easy assembly and disassembly

MODLIGHTSIGNAL TOWERS

Model	Modlight30	Modlight50	Modlight70
Design	fixed	modular	modular
Diameter	30 mm	50 mm	70 mm
Protection IP65	✓	✓	✓
LED	✓	✓	✓
Buzzer 70...90 dB	—	✓	✓
Number of possible signal states	max. 5	max. 7	max. 7
Voltage	24 V AC/DC	24 V DC	24 V DC
M12 connection	—	—	✓
Standards and Approvals	CE	CE 	CE  

INTUITIVE INDICATIONS

Signals	Flashing signal
 Emergency Hazardous conditions  Abnormal Abnormal conditions, impending critical condition  Normal Normal condition  Mandatory Indicates a condition that requires action by the operator  Transparent Other conditions; may be used in case of doubt regarding the application of RED, YELLOW, GREEN or BLUE	 <p>Stronger signal for information of highest priority or from great distances</p>
Blinking signals	Buzzer
 <p>Attract increased attention</p> <p>Require immediate action</p> <p>Indicates future and present</p> <p>Display change of cycle (flashes during transit phase)</p>	 <p>For environments with a lot of lights and sounds</p>

According IEC 60204-1, IEC 60073

| MODLIGHTSIGNAL TOWERS



RELIABLE

- Maintenance-free and durable
- Lasts up to 100,000 hours
- Optimum light yields
- Visible from anywhere

COST-EFFICIENT

- Energy saving LED technology
- No replacing of bulbs
- Pluggable M12 connection
- Universal assembly

SAFE

- Locking with bayonet joint
- High protection degree IP65
- Universal and rugged applications for industry and buildings

MODLIGHT – PRE-ASSEMBLED SIGNAL TOWERS

Pre-assembled Signal Towers

– IP65 Protection

Modlight30



Modlight50



Modlight70



Ordering data	Art. No.	Art. No.	Art. No.
Spring clamp terminals		Green/Yellow/Red 4000-75501-531 0000	
Spring clamp terminals + Buzzer + Flash		Green/Yellow/Red 4000-75502-531 0000	
Connection cable	Green/Yellow/Red 4000-75324-531 0000		
M12 bottom			Green/Yellow/Red 4000-75704-531 0000
M12 bottom + Buzzer + Flash			Green/Yellow/Red 4000-75705-531 0000
M12 side mount			Green/Yellow/Red 4000-75712-531 0000
M12 side mount + Buzzer + Flash			Green/Yellow/Red 4000-75713-531 0000
M12 side mount + Buzzer + Flash			Green/Yellow/Red/ Flash Transparent 4000-75713-135 8000
Technical data			
Nominal voltage	24 V AC/DC	24 V DC	24 V DC
Buzzer 70...90 dB	–	Continuous or intermittent alarm	Adjustable continuous or intermittent alarm
General data			
Connection	Connection cable 3 m	Spring clamp terminals	8-pole M12 connection
LED modules	Fixed	Notched contact	Notched contact

MODLIGHT50 – CONNECTION MODULES

Connection modules

– IP65 protection when plugged and screwed down (EN 60529)

Modlight50

Base height 170 mm



Modlight50

Base height 170 mm + Buzzer + Flash

Approval



Ordering data	Art. No.	Art. No.
Spring clamp terminals	4000-75050-110 0002	4000-75050-110 0003
Technical Data		
Nominal voltage	24 V DC	
Buzzer (infinitely adjustable 70...90 dB)	–	Continuous or intermittent alarm

MODLIGHT70 – CONNECTION MODULES

Connection modules

– IP65 protection when plugged and screwed down (EN 60529)

Approval



Modlight70

Base height 77.5 mm



Modlight70

Base height 170 mm



Modlight70

Base height 170 mm + Buzzer + Flash



Ordering data	Art. No.	Art. No.	Art. No.
Spring clamp terminals	4000-75070-110 0012	4000-75070-110 0002	4000-75070-110 0003
M12 bottom		4000-75070-130 0002	
M12 bottom + Buzzer + Flash			4000-75070-130 0003
M12 side mount		4000-75070-140 0002	
M12 side mount + Buzzer + Flash			4000-75070-140 0003
M12 side mount magnet		4000-75070-150 0002	
M12 side mount magnet + Buzzer + Flash			4000-75070-150 0003
Technical data			
Nominal voltage	24 V DC		
Buzzer (infinitely adjustable 70...90 dB)	–	–	Continuous or intermittent alarm

Connection modules

– IP65 protection when plugged and screwed down (EN 60529)

– AS-Interface bus control

Approval



Modlight70

for LED modules + buzzer

Base height 170 mm



Modlight70

for LED modules, + buzzer + flash modules

Base height 170 mm



Modlight70

for LED modules, + buzzer + flash modules

Base height 170 mm



Ordering data	Art. No.	Art. No.	Art. No.
M12 bottom	4000-75070-130 0004	4000-75070-130 0006	4000-75070-130 0008
M12 bottom + Buzzer	4000-75070-130 0005	4000-75070-130 0007	4000-75070-130 0009
M12 side mount	4000-75070-140 0004	4000-75070-140 0006	4000-75070-140 0008
M12 side mount + Buzzer	4000-75070-140 0005	4000-75070-140 0007	4000-75070-140 0009
M12 side mount magnet	4000-75070-150 0004	4000-75070-150 0006	
M12 side mount magnet + Buzzer		4000-75070-150 0007	
Technical Data			
Outputs	4 supplied by AS-Interface	4 supplied by external AUX	7 supplied by external AUX
AS-Interface bus voltage	21,6...31.6 V DC		
AS-Interface current consumption	Max. 20 mA		
Addressing	At the M12 connection via master or programming device		2 x AB Slave
Buzzer (infinitely adjustable 70...90 dB)	Continuous or intermittent alarm		

MODLIGHT – LED MODULES

LED modules

– IP65 protection when plugged and screwed down (EN 60529)

Approval



Red module



Yellow module



Ordering data	Art. No.	Art. No.
Modlight50 LED modules	4000-75050-101 1000	4000-75050-101 2000
Modlight70 LED modules	4000-75070-101 1000	4000-75070-101 2000
Modlight70 LED flash modules	4000-75070-102 1000	4000-75070-102 2000
Technical Data		
Nominal voltage	24 V DC	
General data		
Connection	Notched contact	

LED modules

– IP65 protection when plugged and screwed down (EN 60529)

Approval



Green module



Blue module



Transparent module



Ordering data	Art. No.	Art. No.	Art. No.
Modlight50 LED modules	4000-75050-101 3000	4000-75050-101 4000	4000-75050-101 5000
Modlight70 LED modules	4000-75070-101 3000	4000-75070-101 4000	4000-75070-101 5000
Modlight70 LED flash modules			4000-75070-102 5000
Technical data			
Nominal voltage	24 V DC		
General data			
Connection	Notched contact		

| MODLIGHT – ACCESSORIES

Modlight30	Description	Art. No.
	Modlight30 adapter for wall mounting	4000-75030-000 0903
Modlight50	Description	Art. No.
	Adapter for pipe assembly top	4000-75050-000 0900
Modlight70	Description	Art. No.
	Adapter for pipe assembly top	4000-75070-000 0900
	Adapter for pipe assembly bottom	¹⁾ 4000-75070-000 0901
	Adapter for pipe/wall assembly	¹⁾ 4000-75070-000 0902
	Adapter for wall assembly, cable outlet on the back	4000-75070-000 0903
	Adapter for wall assembly, cable outlet on the bottom	4000-75070-000 0904
	Aluminium pipe 300 mm	¹⁾ 4000-75070-000 0913
	Aluminium pipe 800 mm	¹⁾ 4000-75070-000 0918

¹⁾also suitable for Modlight50

MODLIGHT – ACCESSORIES

Modlight70	Description	Art. No.
	Magnetic base with plastic gland	¹⁾ 4000-75070-000 0920
	Magnetic base M12 with 8-pole M12 flange connection	¹⁾ 4000-75070-000 0921
	Mounting adapter for strain relief for bottom or side exit Drilling pattern 42 or 54 mm	4000-75070-000 0922
	M12 round plug connector with open ended wires Female straight, PUR cable, 8-pole, wire cross section 0.25 mm ² xxxx - available cable lengths:0150, 0300, 0500, 0750, 1000 (in cm). Other lengths and versions on request.	7000-17041-292 xxxx
	M12 connection cable, 8-pole to 5-pole for 2 signals for connecting passive distribution systems or pre-configured fieldbus modules	335514
	Splitter for the control of Modlight with 4 digital signals from two 5-pole M12 ports of a passive distribution system or from configurable fieldbus modules	334011
	Cube67 DO7 E Cable M12 Modlight, expansion module	5665503

¹⁾also suitable for Modlight50



stay connected

➔ www.murrelektronik.com

The information in this brochure has been compiled with the utmost care. Liability for the correctness, completeness and topicality of the information is restricted to gross negligence.

Murrelektronik integrates social responsibility into every action at our company. All of our brochures are printed sustainably.

